



INSTRUCTIONS FOR:
**WHEEL BEARING
REMOVAL / INSTALLATION KIT**
MODEL No: **VS7020.V3**

Thank you for purchasing a Sealey product. Manufactured to a high standard, this product will, if used according to these instructions, and properly maintained, give you years of trouble free performance.

IMPORTANT: PLEASE READ THESE INSTRUCTIONS CAREFULLY. NOTE THE SAFE OPERATIONAL REQUIREMENTS, WARNINGS & CAUTIONS. USE THE PRODUCT CORRECTLY AND WITH CARE FOR THE PURPOSE FOR WHICH IT IS INTENDED. FAILURE TO DO SO MAY CAUSE DAMAGE AND/OR PERSONAL INJURY AND WILL INVALIDATE THE WARRANTY. KEEP THESE INSTRUCTIONS SAFE FOR FUTURE USE.

1. SAFETY



Refer to
instruction
manual



Wear eye
protection

- ❑ **WARNING!** Ensure all Health and Safety, local authority, and general workshop practice regulations are strictly adhered to when using tools.
 - ✗ **DO NOT** use tools if damaged or worn.
 - ✓ Maintain the tools in good and clean condition for best and safest performance.
 - ✓ Ensure all threads are clean and well lubricated.
 - ✓ Ensure vehicle is adequately supported with axle stands, ramps, etc. as appropriate.
 - ✓ Wear suitable clothing to avoid snagging. **DO NOT** wear jewellery. Tie back long hair.
 - ✓ Wear approved eye protection. A full range of personal safety equipment is available from your Sealey dealer.
 - ✓ Account for all tools and parts being used and **DO NOT** leave them in or on the vehicle.
- IMPORTANT:** Always refer to the vehicle manufacturer's service instructions, or proprietary manual, to establish the correct procedure and data for the specific vehicle you are working on. These instructions for use are provided as a guide only.


2. INTRODUCTION

Comprehensive kit of tools for the fast and effective removal and installation of wheel bearings on front-wheel drive vehicles. Reduces chances of damage to hub and bearing. Heavy-duty steel drifts with phosphate coating to prevent corrosion. Heavyweight drive screw for use with impact tools. Also suitable for removing and installing large industrial bearings. Supplied in carry-case.

3. SPECIFICATIONS

| | |
|--------------------|--|
| Model No: | VS7020.V3 |
| Drift Sizes Ø: | 55, 60, 64, 67, 73, 75, 78, 82, 84, 88mm |
| End Cap Ø: | 50mm |
| Sleeve Ø External: | 76, 86, 92, 101mm |
| Hub screw length: | 210mm |
| Hub screw drive: | 32, 38mm |

4. CONTENTS



5. OPERATION

- | | | | |
|----|---------------|----|-------------|
| 1. | HUB SCREW NUT | 5. | VEHICLE HUB |
| 2. | WASHER | 6. | SLEEVE |
| 3. | DRIFT | 7. | SLEEVE CAP |
| 4. | BEARING | 8. | HUB SCREW |

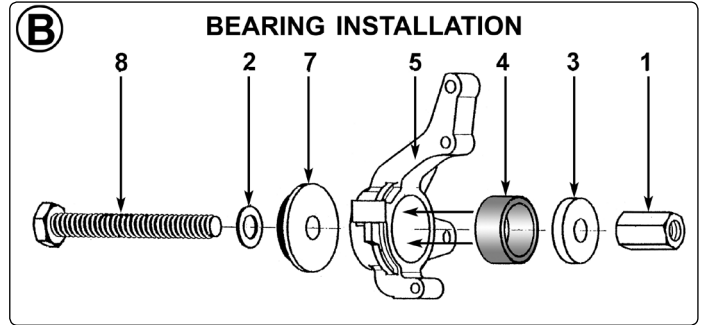
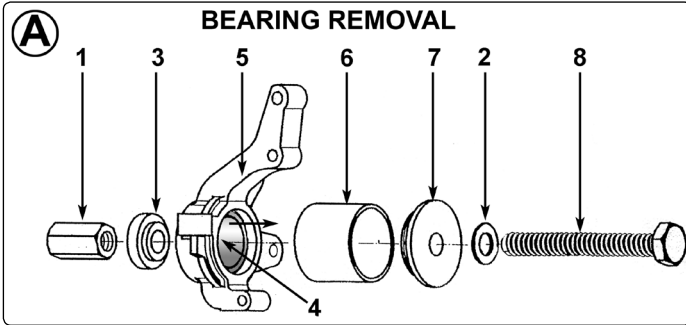


fig.1

BEARING REMOVAL: Identify the correct sleeve (6) to sit on the outside of the bearing housing and the correct drift (3) to drive the bearing from the housing. Assemble as shown in fig.1A using the correct sleeve cap (7). Keep the hub screw and nut well lubricated whilst driving out the bearing.

BEARING INSTALLATION: Identify the correct sleeve cap (7) to sit on the outside of the bearing housing and the correct diameter drift (3) to drive the new bearing into the housing. Assemble as shown in fig.1B. Keep the hub screw and nut well lubricated whilst driving the new bearing into the housing. The 50mm end cap is used to locate into the back of the drifts; they can then be used in a workshop press when it is not possible to use the hub screw.

Parts support is available for this product. To obtain a parts listing and/or diagram, please log on to www.sealey.co.uk, email sales@sealey.co.uk or telephone 01284 757500.



Environmental Protection

Recycle unwanted materials instead of disposing of them as waste. All tools, accessories and packaging should be sorted, taken to a recycling centre and disposed of in a manner which is compatible with the environment. When the product becomes completely unserviceable and requires disposal, dispose of the product according to local regulations.

NOTE: It is our policy to continually improve products and as such we reserve the right to alter data, specifications and component parts without prior notice.

IMPORTANT: No liability is accepted for incorrect use of this product.

WARRANTY: Guarantee is 12 months from purchase date, proof of which will be required for any claim.



Sole UK Distributor, Sealey Group,
Kempson Way, Suffolk Business Park,
Bury St. Edmunds, Suffolk,
IP32 7AR



01284 757500



01284 703534



www.sealey.co.uk



sales@sealey.co.uk